

3.0mm Round LED Lamp multicomp^{PRO}

RoHS
Compliant

Specifications

Dice material : AlGaInP/GaAs
Emmiting Colour : Deep red
Lens colour : Water clear
Peak wavelength : 650nm
Viewing angle : 40°
Luminous intensity (IV) : 15mcd

Absolute Maximum Ratings at Ta=25°C

Parameter	Symbol	Rating	Unit
Power Dissipation	PD	66	mW
Reverse Voltage	VR	5	V
D.C. Forward Current	If	30	mA
Reverse (Leakage) Current	Ir	100	µA
Peak Current (1/10Duty Cycle,0.1ms Pulse Width.)	If (Peak)	100	mA
Operating Temperature Range	Topr.	-25 to +85	°C
Storage Temperature Range	Tstg.	-40 to +100	°C
Soldering Temperature (1.6mm from body)	Tsol	Dip Soldering : 260°C for 5 sec. Hand Soldering : 350°C for 3 sec.	

Electrical and Optical Characteristics

Parameter	Symbol	Condition	Min.	Typ.	Max.	Unit
Luminous Intensity	Iv	If=10mA	7.5	15		mcd
Forward Voltage	Vf	If=10mA		1.8	2.2	V
Peak Wavelength	λp	If=10mA		650		nm
Dominant Wavelength	λd	If=10mA		639		nm
Reverse (Leakage) Current	Ir	Vr=5V			100	µA
Viewing Angle	2θ1/2	If=10mA		40		deg
Spectrum Line Halfwidth	Δλ	If=10mA		20		nm

Notes:

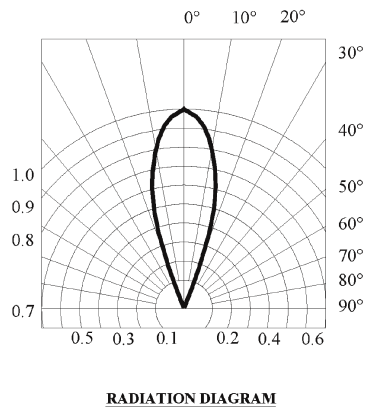
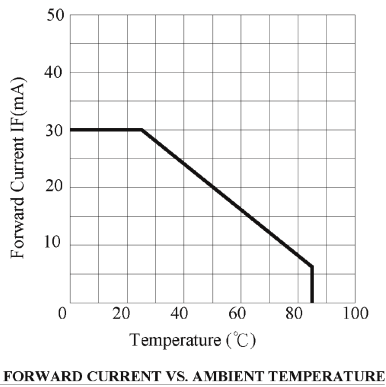
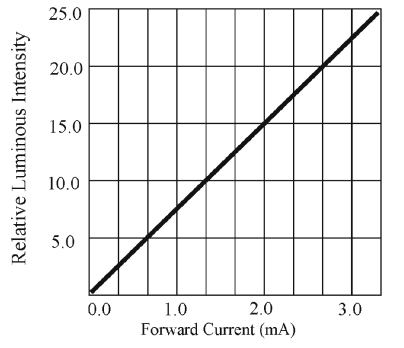
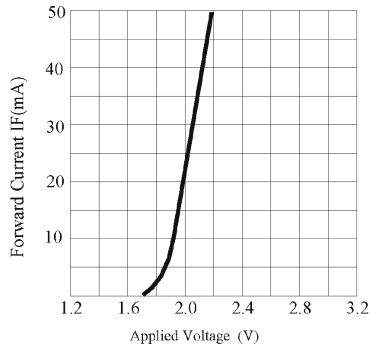
1. Tolerance of Luminous Intensity is ±15%
2. Tolerance of Forward Voltage is ±0.1V
3. Tolerance of Dominant Wavelength is ±1nm

Newark.com/multicomp-pro
Farnell.com/multicomp-pro
Element14.com/multicomp-pro

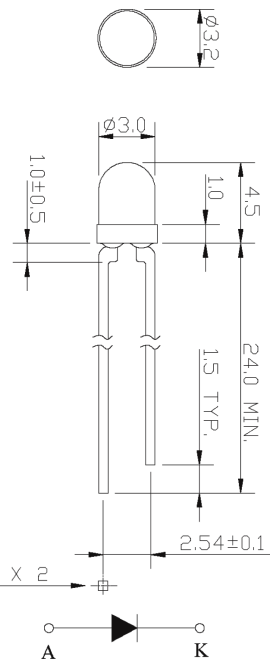
multicomp^{PRO}

3.0mm Round LED Lamp multicomp^{PRO}

Typical Electrical/ Optical Characteristics Curves



Dimensions



Tolerance is $\pm 0.25\text{mm}$ unless otherwise noted.

Dimensions : Millimetres

Newark.com/multicomp-pro
 Farnell.com/multicomp-pro
 Element14.com/multicomp-pro

multicomp^{PRO}

3.0mm Round LED Lamp multicomp^{PRO}

Precautions:

TAKE NOTE OF THE FOLLOWING IN USE OF LED

1. Temperature in use

Since the light generated inside the LED needs to be emitted to outside efficiently, a resin with high light transparency is used; therefore, additives to improve the heat resistance or moisture resistance (silica gel, etc) which are used for semiconductor products such as transistors cannot be added to the resin.

Consequently, the heat resistant ability of the resin used for LED is usually low; therefore, please be careful on the following during use.

Avoid applying external force, stress, and excessive vibration to the resins and terminals at high temperature. The glass transition temperature of epoxy resin used for the LED is approximately 120° to 130°C. At a temperature exceeding this limit, the coefficient of linear expansion of the resin doubles or more compared to that at normal temperature and the resin is softened. If external force or stress is applied at that time, it may cause a wire rupture.

2. Soldering

Please be careful on the following at soldering.

After soldering, avoid applying external force, stress, and excessive vibration until the products cool (normal temperature).

(1) Soldering measurements: Distance between melted solder side to bottom of resin shall be 1.6mm or longer.

(2) Dip soldering : Pre-heat: 90°C max. (Underside of PCB), Within 60 seconds.

Solder bath: 260 ±5°C (Solder temperature), Within 5 seconds.

(3) Hand soldering: 350°C max. (Temperature of soldering iron tip), Within 3 seconds.

3. Insertion

Pitch of the LED leads and pitch of mounting holes need to be same

4. Others

Since the heat resistant ability of the LED resin is low, SMD components are used on the same PCB, please mount the LED after adhesive baking process for SMD components. In case adhesive baking is done after LED lamp insertion due to a production process reason, make sure not to apply external force, stress, and excessive vibration to the LED and follow the conditions below.

Baking temperature: 120°C max.

Baking time: Within 60 seconds

If soldering is done sequentially after the adhesive baking, please perform the soldering after cooling down the LED to normal temperature.

Part Number Table

Description	Part Number
Round LED, Deep Red, 650nm, 40°, 15mcd, Through hole	MP008249

Important Notice : This data sheet and its contents (the "Information") belong to the members of the AVNET group of companies (the "Group") or are licensed to it. No licence is granted for the use of it other than for information purposes in connection with the products to which it relates. No licence of any intellectual property rights is granted. The Information is subject to change without notice and replaces all data sheets previously supplied. The Information supplied is believed to be accurate but the Group assumes no responsibility for its accuracy or completeness, any error in or omission from it or for any use made of it. Users of this data sheet should check for themselves the Information and the suitability of the products for their purpose and not make any assumptions based on information included or omitted. Liability for loss or damage resulting from any reliance on the Information or use of it (including liability resulting from negligence or where the Group was aware of the possibility of such loss or damage arising) is excluded. This will not operate to limit or restrict the Group's liability for death or personal injury resulting from its negligence. Multicomp Pro is the registered trademark of Premier Farnell Limited 2019.

Newark.com/multicomp-pro
Farnell.com/multicomp-pro
Element14.com/multicomp-pro

multicomp^{PRO}